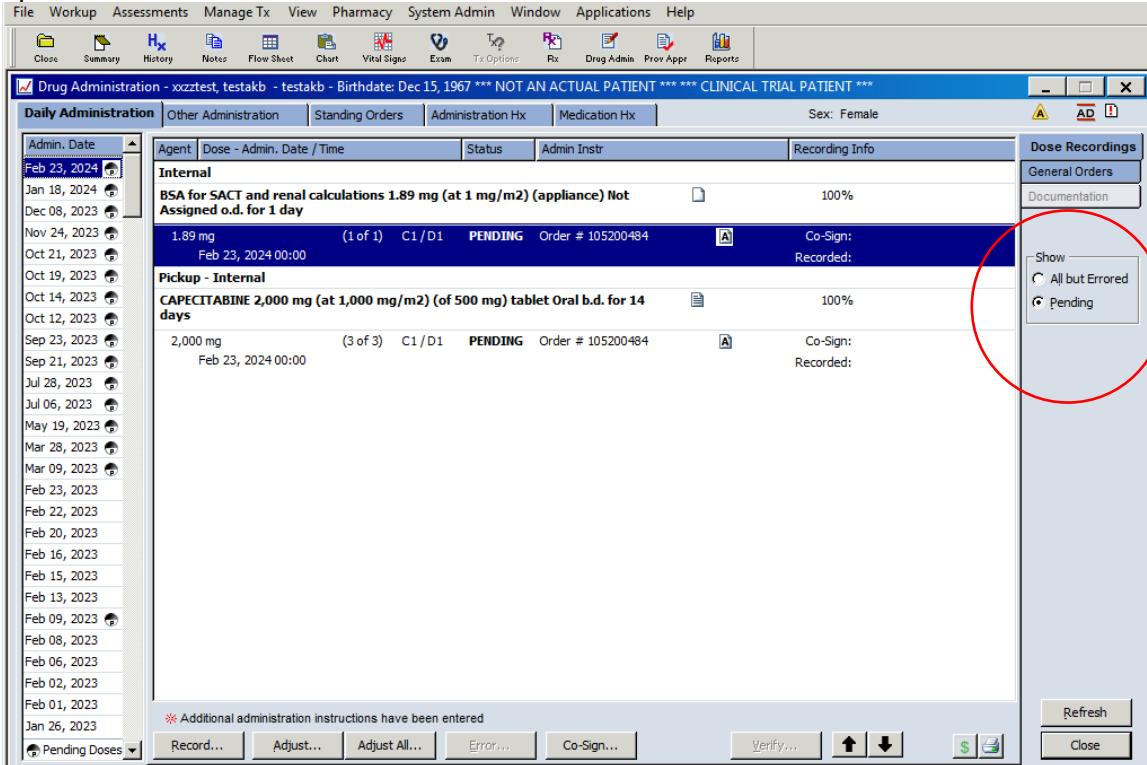


Aria e-prescribing A13.7 guide

To Error an Administration

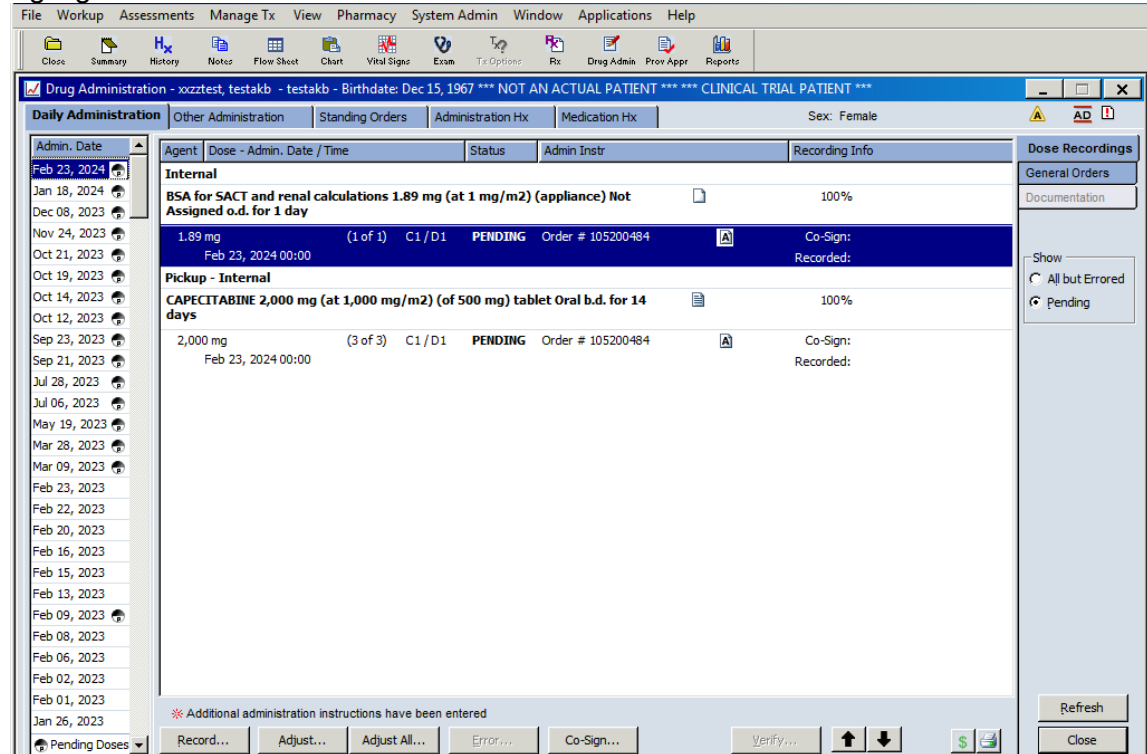
Once patient selected and opened in Aria, choose the drug administration window. Then select the date of administration you wish to error and select the “all but errored” option.



The screenshot shows the 'Drug Administration' window for a patient. The interface includes a menu bar (File, Workup, Assessments, Manage Tx, View, Pharmacy, System Admin, Window, Applications, Help) and a toolbar with various icons. The main window displays a table of administration records with columns for Admin. Date, Agent, Dose, Admin. Date / Time, Status, Admin Instr, Recording Info, and Dose Recordings. The 'Error...' button is highlighted with a red circle.

Admin. Date	Agent	Dose	Admin. Date / Time	Status	Admin Instr	Recording Info	Dose Recordings
Feb 23, 2024	Internal						
Jan 18, 2024	BSA for SACT and renal calculations 1.89 mg (at 1 mg/m2) (appliance) Not Assigned o.d. for 1 day						
Dec 08, 2023		1.89 mg	(1 of 1) C1 / D1	PENDING	Order # 105200484	100%	
Nov 24, 2023	Pickup - Internal						
Oct 21, 2023	CAPECITABINE 2,000 mg (at 1,000 mg/m2) (of 500 mg) tablet Oral b.d. for 14 days						
Oct 19, 2023		2,000 mg	(3 of 3) C1 / D1	PENDING	Order # 105200484	100%	
Oct 14, 2023	Additional administration instructions have been entered						

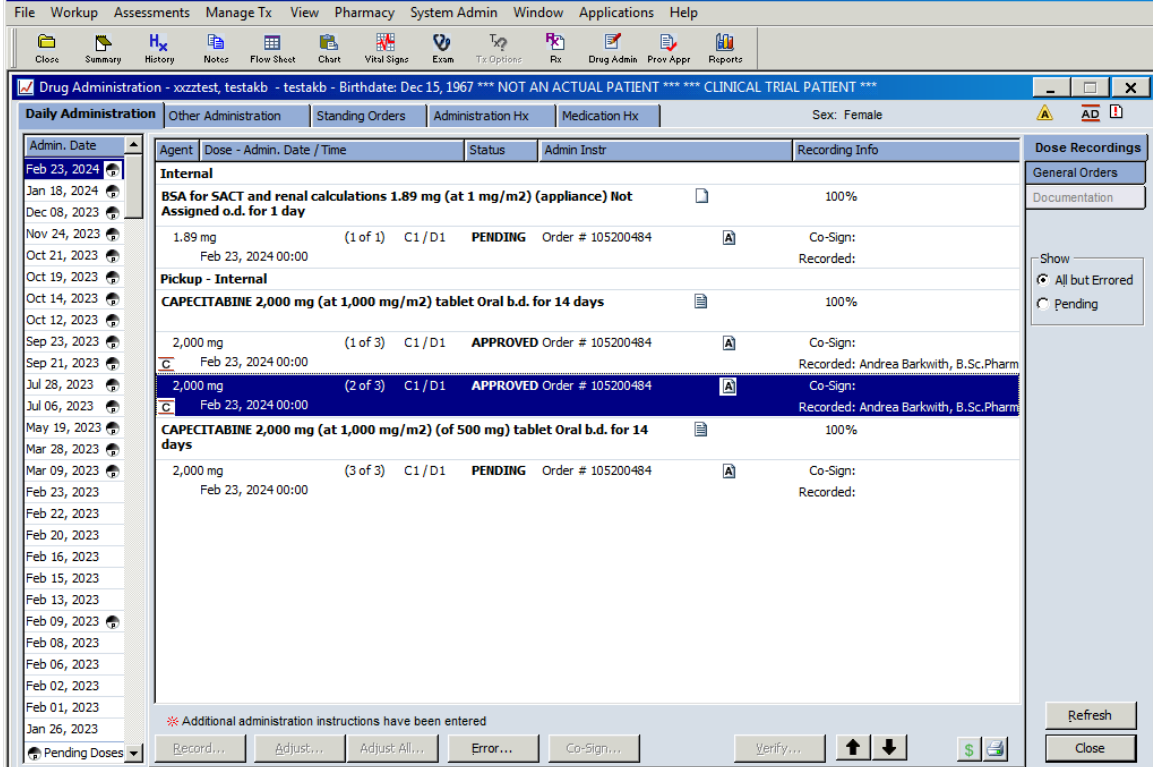
Highlight the administration that needs to be errored.



The screenshot shows the 'Drug Administration' window for a patient. The interface includes a menu bar (File, Workup, Assessments, Manage Tx, View, Pharmacy, System Admin, Window, Applications, Help) and a toolbar with various icons. The main window displays a table of administration records with columns for Admin. Date, Agent, Dose, Admin. Date / Time, Status, Admin Instr, Recording Info, and Dose Recordings. The 'Error...' button is highlighted with a red circle.

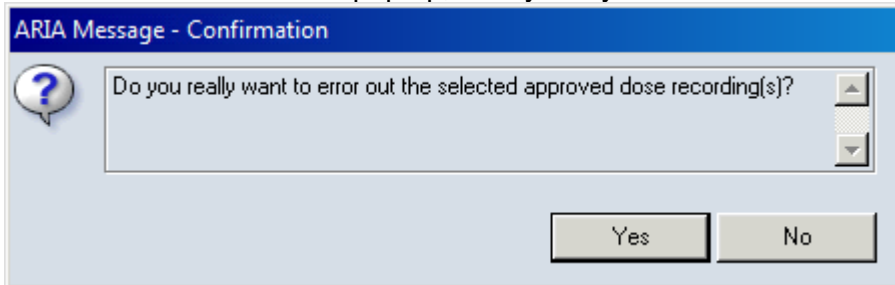
Admin. Date	Agent	Dose	Admin. Date / Time	Status	Admin Instr	Recording Info	Dose Recordings
Feb 23, 2024	Internal						
Jan 18, 2024	BSA for SACT and renal calculations 1.89 mg (at 1 mg/m2) (appliance) Not Assigned o.d. for 1 day						
Dec 08, 2023		1.89 mg	(1 of 1) C1 / D1	PENDING	Order # 105200484	100%	
Nov 24, 2023	Pickup - Internal						
Oct 21, 2023	CAPECITABINE 2,000 mg (at 1,000 mg/m2) (of 500 mg) tablet Oral b.d. for 14 days						
Oct 19, 2023		2,000 mg	(3 of 3) C1 / D1	PENDING	Order # 105200484	100%	
Oct 14, 2023	Additional administration instructions have been entered						

The error option will be activated at the bottom of the screen.



The screenshot shows the 'Drug Administration' window for a patient. The interface includes a menu bar, a toolbar, and a main data table. The table has columns for 'Agent', 'Dose - Admin. Date / Time', 'Status', 'Admin Instr', and 'Recording Info'. The data is organized into sections: 'Internal' and 'Pickup - Internal'. The 'Internal' section shows a 'BSA for SACT and renal calculations 1.89 mg (at 1 mg/m2) (appliance) Not Assigned o.d. for 1 day' with a status of '100%'. The 'Pickup - Internal' section shows 'CAPECITABINE 2,000 mg (at 1,000 mg/m2) tablet Oral b.d. for 14 days' with a status of '100%'. A specific dose recording is highlighted in blue: '2,000 mg (2 of 3) C1 / D1 APPROVED Order # 105200484' recorded on Feb 23, 2024. At the bottom of the window, a message states '* Additional administration instructions have been entered'. Below this message, the 'Error...' button is highlighted in blue, indicating it is active.

A confirmation window will pop up, click yes if you wish to continue.



The screenshot shows a confirmation dialog box titled 'ARIA Message - Confirmation'. The dialog contains a question mark icon and the text: 'Do you really want to error out the selected approved dose recording(s)?'. Below the text are two buttons: 'Yes' and 'No'.

That administration is then errored out and no longer listed as administered.